



District Report Card: 2017


State: Assam	District: Karimganj
Class: 8	Subject: Science
Schools: 51	Students: 1179


Participation/Coverage


Students

GENDER 	Boys		Girls	
	Number	%	Number	%
	518	43.94	661	56.06

AREA 	Rural		Urban	
	Number	%	Number	%
	1077	91.35	102	8.65

CATEGORY 	SC		ST		OBC		GEN	
	Number	%	Number	%	Number	%	Number	%
	216	18.32	21	1.78	249	21.12	693	58.78

CWSN 	LD	VI	HI	S&LD	ID	Oth
	1	0	1	0	0	0

Management 	Government		Government-aided	
	Number	%	Number	%
	1052	89.23	127	10.77

Average Performance of Students in Science (%)

Overall	Gender		Area		Management		Social Group			
	Male	Female	Rural	Urban	Govt.	Aided	SC	ST	OBC	GEN
51.04	49.87	51.96	50.41	57.78	51.35	48.50	48.67	21.59	46.10	54.45

Performance on Learning Outcomes (LOs)

Learning Outcomes	Description	Average Performance(%)
SCI703	Classifies materials and organisms based on properties/characteristics	49.16
SCI704	Conducts simple investigation to seek answers to queries	33.70
SCI705	Relates processes and phenomenon with causes	44.59
SCI708	Measures and calculates e.g., temperature; pulse rate; speed of moving objects; time period of a simple pendulum, etc.	70.48
SCI710	Plots and interprets graphs	49.09
SCI711	Constructs models using materials from surroundings and explains their working	54.56
SCI801	Differentiates materials, organism and processes	61.80
SCI804	Relates processes and phenomenon with causes	52.37
SCI805	Explains processes and phenomenon	39.94
SCI807	Measures angles of incidence and reflection, etc.	53.44
SCI811	Applies learning of scientific concepts in day-to-day life	50.98
SCI813	Makes efforts to protect environment	63.61

Range of Performance of Students who Answered Correctly							
Below 30%		30% - 50%		50% - 75%		Above 75%	
Number	%	Number	%	Number	%	Number	%
267	22.65	301	25.53	380	32.23	231	19.59

Lowest Performing Learning Outcomes (LOs)

- 1 - Conducts simple investigation to seek answers to queries (33.70)
- 2 - Explains processes and phenomenon (39.94)
- 3 - Relates processes and phenomenon with causes (44.59)
- 4 - Plots and interprets graphs (49.09)
- 5 - Classifies materials and organisms based on properties/characteristics (49.16)